


tones

The four easily-recognisable tones are:—

1. Dialling tone Continuous purring.
2. Ringing tone Regularly repeating “double burr”.
3. Number engaged Regularly repeated *single* note.
4. Number unobtainable .. Continuous note.




Close-up of automatic equipment

line finders

A 50 point uniselector switch is used and several line finders are available for each group of extensions.

Accommodation

Must be provided for the automatic racks and manual switchboard suites, and typical room sizes and layouts are shown on page 12 of this booklet. Any other required layouts will gladly be supplied free of charge upon receipt of dimensions of the available space, but as the automatic equipment is 7' 6" high a minimum ceiling height of 9' is required.




Typical automatic equipment layout

final selectors

These are usually supplied up to a maximum of 14 per 100 lines. In the majority of cases, this is adequate, but for very heavy traffic conditions 16 switches per 100 lines can be supplied.

main frame

Lines and numbers are linked by cross connections on what is termed a main distributing frame. This frame is particularly useful to allow extension numbers to be retained after changes in accommodation.



Close-up of Relay Set Rack with covers removed